

Analysis of Activities undertaken By Ward-Based Clinical Pharmacy Technicians during Patient Hospital Journey

Corresponding Author:

Professor Kathryn Burnett

Professor of Pharmacy Education
Room Y144, School of Pharmacy, Ulster University
Cromore Road, Coleraine, County Londonderry, BT52 1SA
United Kingdom
Email: k.burnett@ulster.ac.uk Telephone: +44 28 7012 3283

Co-authors:

Mr Ahmed Abuelhana

Post graduate researcher (PhD student) in Clinical Pharmacy & Pharmacy Practice
Room Y136, School of Pharmacy, Ulster University
Cromore Road, Coleraine, County Londonderry, BT52 1SA
United Kingdom
Email: a.abuelhana@ulster.ac.uk Telephone: +447405785705
Also, Associate Lecturer of Clinical Pharmacy, Misr University for Science & Technology (MUST), Giza, Egypt

Mr. Linden Ashfield

Principle Clinical Pharmacist, Lead for hosting & Knowledge Transfer
Medicines Optimisation & Innovation Center (MOIC)
Northern Health & Social Care Trust (NHSCT), Antrim hospital, Bush Rd, Antrim BT41 2RL
United Kingdom
Email: Linden.Ashfield@northerntrust.hscni.net Telephone: +4428 9442 4000

Dr. Glenda Fleming

Deputy Director, Medicines Optimisation & Innovation Center (MOIC)
Northern Health & Social Care Trust (NHSCT), Antrim hospital, Bush Rd, Antrim BT41 2RL
United Kingdom
Email: Glenda.Fleming@northerntrust.hscni.net Telephone: +4428 9442 4000

Professor Michael Scott

Director, Medicines Optimisation & Innovation Center (MOIC)
Head of Pharmacy & Medicines Management
Northern Health & Social Care Trust (NHSCT), Antrim hospital, Bush Rd, Antrim BT41 2RL
United Kingdom
Email: DrMichael.Scott@northerntrust.hscni.net Telephone: +4428 9442 4000

Professor Nermin Sabry

Professor of Clinical Pharmacy & Pharmacy Practice
Faculty of Pharmacy, Cairo University
Kasr Elainy, Cairo, Egypt
nirmeen.sabry@pharma.cu.edu.eg
pharmaceutics72@gmail.com
Telephone: +201111506622

Professor Samar Farid

Professor of Clinical Pharmacy & Pharmacy Practice
Faculty of Pharmacy, Cairo University
Kasr Elainy, Cairo, Egypt
faridsamar@hotmail.com Telephone: +201111506622

Key words

- Clinical pharmacy services
- Clinical pharmacy technicians
- Patient journey
- Pharmacy workforce
- Medicines optimisation

Manuscript word count: 2681

Number of References: 27

Analysis of Activities Undertaken By Ward-Based Clinical Pharmacy Technicians during the Patient Hospital Journey

Abuelhana A^{1,4}, Ashfield L², Scott M², Fleming G², Farid S³, Sabry N³, Burnett K^{*1}

¹ School of Pharmacy and Pharmaceutical Sciences, Ulster University, Coleraine, UK

² Medicine Optimisation Innovation Center, Northern Health & Social Care Trust, Antrim, UK

³ Department of Clinical Pharmacy, Cairo University, Cairo, Egypt

⁴ Department of Clinical Pharmacy, Misr University for Science & Technology, Cairo, Egypt

Introduction: Previous studies recognise insufficient time as an obstacle to pharmacists expanding their clinical based activities and services. For such a reason the role of well-trained ward-based Clinical Pharmacy technicians (CPTs) is to work as an integral part of the pharmacy team to achieve the best patient outcomes and medicines optimisation, releasing pharmacist time to complete more complex clinical related activities.

Objective: To demonstrate quantitatively the range and extent of daily activities undertaken by CPTs during a patient's hospital journey.

Method: A prospective based study has been designed. All daily working services and activities undertaken by ward based CPTs within a 450 bed Acute District General hospital were quantitatively collected and documented. Data was collected from 5 medical, 2 surgical and 1 cardiology wards of a thirty beds in each over a period of two weeks for each ward representing a total of seventy working days (14 weeks, excluding weekends).

Results: Results showed the breakdown of seven different ward based activities throughout a typical working day with the main working load being reviews of the patients medication charts in order to supply new medicines and refer medicines related issues to the ward pharmacist, with an average number reviewed of (23.17±0.85) representing 77.23% of the total patients in a thirty-bed ward. The CPTs highest workload was on Mondays and Fridays, mainly during the morning working hours (09:00 – 12:00). Also statistical significant differences (P < 0.05; Kruskal Wallis Test) existed between the workload of the three different ward specialties (medical, surgical, and cardiology) in 5 clinical activities out of 7 undertaken by CPT per day.

Conclusion: CPTs are completing more than seven different ward pharmacy related activities which enhance medicines optimisation, medicines management and patient care. They are a valuable resource carrying out many roles which were previously completed by junior pharmacists. Their prioritizing of patients for review ensures pharmacists focus their efforts on the most vulnerable patients.

Key words: Clinical pharmacy services, Clinical pharmacy technicians, Patient journey, Pharmacy workforce, Medicines optimisation.

Key Message

What is already known on this subject?

- CPTs are valuable resources in the clinical pharmacy workforce
- CPTs can support several clinical related activities within hospital however, there are no clear standards for their activities or scope of their work
- It is also not clear if services supported by CPTs are provided similarly between different hospitals.

What this study adds?

- This study demonstrates quantitatively the range and extent of the daily activities supported by ward based CPTs
- This study analyses the current roles of CPTs working in the hospital and provides information to optimize workforce allocation throughout the working day.

Introduction

Clinical pharmacy can be defined as “*The area of pharmacy concerned with the science and practice of rational medication use*”^[1]. Clinical Pharmacy services (CPSs) are implemented and provided by a highly trained and skillful team of clinical pharmacists and ward based clinical pharmacy technicians (CPTs) to ensure best patient outcomes through optimising all medicines related needs^[2]. CPSs improve disease and medicines management, health quality and disease prevention through the use of clinical pharmacy staff skills, applied knowledge and gained experiences in addition to the evidence-based practice and continuing education^[3].

Over the past few years, hospital pharmacists` roles and responsibilities have shifted from medication supply into more clinical related activities including medication history interviews, medicines reconciliation and medicines optimisation where patient safety is the priority within an effective and efficient prescribing and administration environment^[4]. Clinical pharmacy standards were developed in Northern Ireland in 2013 and these were further augmented by publication of the Medicines Optimisation Quality Framework in 2016^[5,6]. These standards have also been highlighted by Royal Pharmaceutical Society (RPS)^[7].

In the United Kingdom, pharmacists, pharmacy technicians and pharmacy support staff (dispensing, counter and pharmacy assistants) make up the pharmacy workforce^[8]. They work together with the right skill mix to ensure outstanding CPSs for the best patients` outcomes and cost effectiveness^[9]. Current pharmacy technician training in Northern Ireland involves completing both a knowledge- and a competency-based qualification. This is undertaken by part time study at a local college or online supplemented by work based training and assessment.

Napier et al stated “*Lack of time has been identified as a barrier to pharmacists increasing their clinical activities*”^[10]. For such a reason the role of well-trained CPTs is to assist and to support the clinical pharmacy service to achieve the best patient outcomes by medicines optimisation^[11].

This enhancement role of CPTs was highlighted in a review of clinical pharmacy services in Northern Ireland. It was recognised that, pharmacy technicians may be

in a position to support the development of clinical pharmacy services further through involvement in ward-based work^[12].

The Integrated Medicines Management (IMM) project supported this view by promoting the integration of pharmacy technicians into the clinical pharmacy team and training them to perform a limited range of activities to support pharmacists. This released pharmacists' time to deal with more complex medication related issues^[13]. The IMM was a clinical research project based in Northern Ireland hospitals between 2000 and 2006 to assess and evaluate the clinical and economic impacts of increased clinical pharmacy staff involvement throughout the patient's hospital journey from admission to discharge^[13].

At admission, the technician assessed patient's own drugs (POD's) to ensure safety and suitability for use during the patient's stay in hospital. During the inpatient stay they were responsible for stock management of medicines on the wards including a daily review of the medication prescription chart. The technician also highlighted queries from the chart to their pharmacist. At discharge they communicated information to primary care health professionals^[14].

Considering how CPTs can work alongside pharmacists in health care will promote and aid in developing health systems with the capability of achieving the desirable sustainable goals including optimising patient care and medicines management^[15].

CPSs is a multidisciplinary process achieved by utilising a variety of competent team members. .Currently the- role of CPTs in providing these services is not consistent between different hospitals within Northern Ireland.

Objectives

The primary objective is to demonstrate quantitatively the range and extent of the daily activities undertaken by ward based CPTs in terms of integrated medicines management, to enable the best use of the staff resources available based on competencies to complete certain tasks.

Method

This study has been designed as part of a prospective based clinical pharmacy services trial, all daily working services and activities undertaken by ward based CPTs were quantitatively documented using data collection forms

On all wards involved in the analysis the medicines are stored in individual patient bedside lockers. Pharmacy technicians check the medicine prescription chart daily and stock these lockers with medicines. They assess the medicines prescribed and refer a list of standardised issues on to the pharmacist for follow up. In Northern Ireland all patients are provided with a 28-day supply of all required medicines at discharge. These are dispensed on each ward using stock from the lockers and final checks will be carried out by CPTs who have a further accredited checking technician qualification .

Initially, a pilot data collection period was carried out in each ward involved in the study for one week to standardise data collection by both the CPTs and the principle investigator. This pilot provided reassurance that the same procedures for data collection would be followed in all wards. Data collected during the pilot was not included in the final analysis of the results.

Data was collected from 5 medical, 2 surgical and 1 cardiology wards over a period of one to two weeks for each ward. This representing a total of seventy days (14 weeks) ; 15 days from surgical wards, 17 days from cardiology and long stay wards, and 38 days from medical wards. The pharmacy workforce in each ward comprised one clinical pharmacist and one CPT. The data was collected only during working days from Monday to Friday (weekends were excluded) and between 09:00 am and 05:00 pm every day (night shifts were excluded). The data was collected by the Principle Investigator, helped by pharmacy staff in each ward. This was achieved by recording all activities completed by CPTs during their typical working day on a data collection form developed by the investigators. CPTs were asked to record their daily activities every day on an hourly basis. Also the principle investigator contributed on a daily basis to ensure that data was accurately recorded. Data collected included types, numbers and time for each activity The duties were compared from day to day during the working week and hour to hour during the

working day and moreover between different ward specialties. Data was collected between April and July 2015.

The period of 24 hours of hospital stay was the minimum duration required to evaluate significant clinical services for any patient within the selected wards.

Study Site

This study was conducted at Antrim Area Hospital, a 450 bed acute general hospital which provides care to a population of almost 436,000 people across a geographical area of 1,733 square miles.

Ethical Approval

This was a service evaluation study, so ethical approval was not required.

Statistical Analysis

Analysis of the data was done using SPSS® software version 22 (Statistical Program for Social Science). Results were reported as mean \pm standard error of the mean (SEM). Initially results were tested for normality using Kolmogorov test, then statistical analysis was performed using Kruskal Wallis Test for non-parametric data with pairwise comparison as a post Hoc test. Qualitative variables such as percentage were compared using Chi square test.

Results

Data was collected for 70 working days (from Monday to Friday) within 8 different medical and surgical hospital wards with an average number of thirty patients daily in each (30 ± 0.51).

Results showed that CPTs undertake seven different clinical pharmacy related activities throughout a typical working day with the main working load focusing on reviewing the patients' medication charts, with an average number reviewed of 23.17 ± 0.85 representing 77.23% of the total patients in the ward (Table I, Figure I). Results revealed also that 15.63 ± 1.41 (67.45%) of the patients had their medication lockers checked, with 10.84 ± 0.74 (46.78%) of them requiring medication supply by the CPTs (Table I, Figure I). The CPTs highest workload was on Mondays and Fridays and mainly during the morning working hours (09:00 – 12:00) (Table 1, Figure 1).

It has also been shown that the seven clinical pharmacy related activities were distributed between morning and afternoon hours. Four activities (patients' medication lockers check, medication lockers supply, patients' medication charts review, and referral of patients to the pharmacists for further clinical check) were almost always completed during morning hours (Figure II). On the other hand, three other tasks were mostly completed during the afternoon including assessment of the patients own drugs (PODs), labeling and dispensing of medications for discharge, and final checks for the dispensed discharge medicines (Figure II). Patients' medication lockers check and patients' medication charts reviewing were the main work activity of technicians working in all wards (Table 1, Figure 2).

Results also showed, that statistical significant differences ($P < 0.05$; Kruskal Wallis Test) existed between three different ward specialties (medical, surgical, and cardiology with long stay wards) in 5 clinical activities out of 7 undertaken by CPT per day (Table 2, Figure 3). However, there were no significant differences ($P > 0.05$; Kruskal Wallis Test) between different weekly days with different ward specialties for all CPT working activities (Table 1).

Another service achieved by CPTs was responding to and answering information queries of other health care staff within the wards. Results showed that on average 1.57 ± 0.39 queries were answered daily by CPTs in each ward (Figure 4).

Table (1) Mean \pm SEM of different CPTs daily working activities and responsibilities over weekly days as well as on an average typical day.

CPT activity	Monday N= 15	Tuesday N= 14	Wednesday N= 14	Thursday N= 14	Friday N= 13	Typical day N= 70	% of patients serviced within the ward *	Significance between weekly days
Mean No. of lockers checked	23.33 \pm 2.29	12.5 \pm 2.2	13.64 \pm 2.41	12.35 \pm 1.9	16.69 \pm 2.97	15.63 \pm 1.41	67.45% from reviewed	P > 0.05
Mean No. of Kardex checked	27.06 \pm 1.87	23.64 \pm 1.87	22.07 \pm 1.87	19.35 \pm 1.87	23.67 \pm 1.87	23.17 \pm 0.85	77.23%	P > 0.05
Mean No. of lockers need supply	14.33 \pm 1.63	8.5 \pm 1.63	10 \pm 1.63	8.71 \pm 1.63	12.92 \pm 1.63	10.84 \pm 0.74	46.78% from checked	P > 0.05
Mean No. of assessed PODs	7 \pm 2.27	7 \pm 3.1	5.85 \pm 8.93	6.5 \pm 3.26	7.23 \pm 3.97	6.69 \pm 1.13	22.3%	P > 0.05
Mean No. of final check done**	3.70 \pm 0.76	3.33 \pm 0.52	2.88 \pm 0.85	2.11 \pm 0.67	4.55 \pm 1.6	3.24 \pm 0.40	10.8 %	P > 0.05
Mean No. of medicines labeled or dispensed by CPT	17.6 \pm 4.06	19.5 \pm	25.07 \pm 5.28	30 \pm 6.95	28.07 \pm 5.65	23.87 \pm 2.58	N/A	P > 0.05
SD								
Mean No. of patients referred to pharmacist by CPT	5 \pm 1.04	2.85 \pm 0.85	2.64 \pm 0.99	2.57 \pm 0.62	4 \pm 0.91	3.42 \pm 0.40	11.4 %	P > 0.05
SD								

* % of patients serviced within the ward considering that the average daily numbers of patient is 30

** Total sample size for the final check done by CPT = 45 from different 5 wards of only accredited CPT checkers (Monday n=10, Tuesday n=9, Wednesday n=9, Thursday n=9, Friday n=8).

N= number of days

No.= numbers

Kardex= patient medication chart

PODs= Patient own drugs

N/A= Not Available

P > 0.05 considered non-significant, Kruskal Wallist test.

Table (2) Mean \pm SEM of different CPT daily activities and working load over different wards specialties per day.

CPT activity	Medical wards N= 38	Surgical wards N= 15	Cardiology & Long stay wards N= 17	Level of Significance#
Mean No. of lockers checked	15.84 \pm 1.55	21.40 \pm 1.72	10.76 \pm 2.27	P < 0.05* ^a
Mean No. of Kardex checked	22.34 \pm 1.20	22.06 \pm 1.65	26.23 \pm 1.65	P > 0.05
Mean No. of lockers need supply	11.71 \pm 0.96	13.46 \pm 1.74	6.88 \pm 1.12	P < 0.05** ^{a,b}
Mean No. of assessed PODs	2.73 \pm 0.81	17.53 \pm 4.07	6.05 \pm 2.34	P < 0.05* ^c
Mean No. of final check done	3.05 \pm 0.40	0.53 \pm 0.32	3.23 \pm 0.63	P < 0.01** ^{a,c}
Mean No. of medicines labeled or dispensed by CPT	21.94 \pm 3.79	33.33 \pm 5.66	19.94 \pm 3.63	P > 0.05
Mean No. of patients referred to pharmacist by CPT	3.50 \pm 0.59	5.46 \pm 0.75	1.47 \pm 0.46	P < 0.05* ^a

Kardex= patient medication sheet

PODs= Patient own drugs

N= number of days

P > 0.05 considered non-significant.

* P < 0.05 considered significant

**P < 0.01 considered highly significant

Kruskal Wallis Test for non-parametric data with pairwise comparison as a post hoc test

a: significant difference between cardiology with long stay and surgical wards

b: significant difference between cardiology with long stay and medical wards

c: significant difference between medical and surgical wards

Discussion

Currently CPSs are supporting patients during the whole hospital journey (admission, inpatient stay and discharge). Such advanced and standardised services are delivered by competent levels of different pharmacy staff members comprising clinical pharmacists, qualified CPTs, and pharmacy assistant technical officers.

CPTs are an important partners in the pharmacy workforce with their supporting role allowing pharmacists enough time to focus on more clinical related activities^[16]. It has been reported that “*the expanded role of CPTs improved clinical pharmacy service-delivery, staff satisfaction and patient care*”^[17].

Throughout this study, all daily working services and activities undertaken by ward based CPTs were quantitatively collected and documented from different ward specialties including medical, surgical and cardiology wards. All documented activities were analysed and compared between different working days, daily hours and ward specialties.

Seven different clinical pharmacy related activities were shown to be completed by the ward CPTs working in the hospital. Activities included checking and supply of medicines for patients` medication lockers, reviewing their medication charts, and referring of some patients to the pharmacist for further evaluation, and review, as well as dispensing and checking of medications for patients on discharge. These activities are in harmony with the conclusion of *Gernant et al* which emphasised the supportive roles of CPTs in patients` medication management^[18]. This wide range of professional services completed by CPTs releases time for the ward clinical pharmacist to carry more therapeutic related activities, especially for high risk patients and more complicated cases. The range of activities of CPTs were consistent with the integrated medicines management (IMM) strategy and one stop dispensing (OSD) policy in the hospital^[19,20].

OSD has been shown to reduce time to complete medication administration rounds, reduce the possibility of medication administration errors and reduce the time of preparation of discharge medicines. It has also been shown to release time for clinical pharmacy staff to carry out more clinical duties and this was consistent with the findings of *Fitzpatrick et al*^[21] and *Houlind et al*^[22].

The seven clinical pharmacy related activities completed by CPTs were distributed throughout the day. Four activities based around the Kardex (patient medication chart) review, and subsequent supply of medication (patients` medication lockers check, medication charts review, lockers top up and referral of patients to the pharmacists for further clinical check) were predominately completed during the morning. On the other hand, other tasks mainly based around the discharge process were predominately completed during the afternoon. This included dispensing and final checking of medications for discharges; the final check is almost always completed by accredited CPT checker. This study identified seven standardised clinical related activities undertaken by CPTs, responding to *Schafheutle et al* who stated that, the roles of hospital CPTs still need to be well clarified, regulated and standardised^[23].

It was shown also that, the work load during the morning was greater than the afternoon. So, there is the possibility for some extra clinical pharmacy activities to be added to the responsibilities of CPTs during the afternoon. Activities which are more flexible with regards to timing, such as patient counseling on inhalers or direct oral anticoagulants (DOACs), could be undertaken during this time.

As a result of reviewing the medicine charts, CPTs currently refer medication related issues to the clinical pharmacists according to a standardised medication scheme list^[20].

Significant differences existed in 5 out of 7 activities undertaken by CPTs between the three ward specialties (medical, surgical and cardiology with long stay wards), this included; numbers of patients` medication lockers check, lockers top up and referral of patients to the pharmacists for further clinical check in addition to numbers of assessed patients own drugs (PODs) and final checking of medications for discharges.

Based on findings from other studies, the significant difference may be attributed to the difference in patients` length of the stay between surgical wards and other ward specialties, within surgical wards, patients may stay for shorter duration than other wards^[24, 25] although the daily patient numbers within the wards are similar at around thirty. This was obvious in the significantly increased numbers of medication lockers

check, lockers top up and referral of patients to the pharmacists as well as assessing PODs when compared with other ward specialties.

Also, and according to *Nobili et al*, within medical and cardiology with long stay wards, patients almost always have pre-existing co-morbidities and consequently are prescribed an increased number of regular medications (poly-pharmacy)^[26], justifying the imperative need of accurate final checks for patients' discharge prescriptions achieved by accredited CPTs checkers. On the other hand, in surgical wards, the discharge prescriptions almost always comprise one, two or three medications, usually none of which is a high risk medication (medicines which can cause harm or injury to the patient if were misused or used incorrectly). For such reasons the accredited CPT checker is vital in both cardiology and medical wards for accurate checking of the discharge prescriptions for patients with multi chronic illnesses.

In terms of workloads over weekly days, there were no significant statistical differences between the three ward specialties in the average numbers of the seven clinical related activities completed by the ward CPTs.

Answering of medicines` information queries from other health care staff in the ward was another activity completed by CPTs within their wards with at least one query every day, this activity was in accordance with the findings of *Koehler and Brown*^[15] who confirmed that the well trained, experienced and certified CPTs can independently answer some of medicines information queries by other healthcare staff. Many different evidenced based resources were used by CPTs to answer the queries from other health care staff in the ward, this included on ward use of British National Formulary (BNF), online published local and national guidelines, experience based competency knowledge and through the help of medicines information center in the trust. However, most of the answers of CPTs were based upon their previous knowledge and experiences.

CPTs have an integral role as part of the CPSs within secondary care. The introduction of Electronic prescribing and medicine administration systems in the future will remove some of the tasks undertaken in this study but will provide time to undertake new roles. Currently pharmacy technicians are not registered in Northern Ireland (unlike colleagues in the rest of the UK). This has to some extent limited the progression to more complex clinical roles.

Despite this, the clinical part of their role has increased since the study with the introduction of a further accredited course for patient history taking and one for patient counselling currently being developed. This expansion of roles will further increase the skillset of CPTs ensuring optimum clinical pharmacy services and best patient outcomes.

Limitations

- Data was mostly collected by the researcher with the support of the working pharmacy workforce and throughout the regular hospital working day so some data was not possible to be collected such as exact time spent for each task or activity achieved by CPTs in the ward.
- Because data collected with the support of the working pharmacy workforce, performance bias may be considered as one of the limitation of this study, however we have piloted the data collection for a week just to ensure the ease of the process and minimise the expected bias.
- This study was conducted only within one hospital and this may not be accurately reflecting general analysis for CPTs activities within other hospitals. Future studies with multicenter testing should be carried out.

Conclusion

CPTs are an integral part of clinical pharmacy services and their roles can be enhanced to release more time allowing pharmacists to focus on therapeutic issues and use their prescribing skills. CPTs complete more than seven clinical pharmacy related activities which support the role of medicines optimisation, medicines management and patient care. CPTs numbers and bands (grades) as well as competency level such as accredited pharmacy technician checker should be considered when allocating CPT within different clinical specialties of nearly equal patient number.

This study provides an overview of the different CPTs roles and responsibilities over the working week and during different period of the working day. This will inform decision-makers on how to make optimum use of available workforce.

This overview will enable the optimum utilisation of the current CPTs workforce, providing job satisfaction and career development that meet the needs of service users and carers, thus ensuring the most efficient use of resources to achieve best patients` outcomes.

Further studies are needed to test the impact of development and upgrading of the CPTs to an enhanced clinical role on the clinical pharmacists` responsibilities, time, patients` outcome and cost effectiveness.

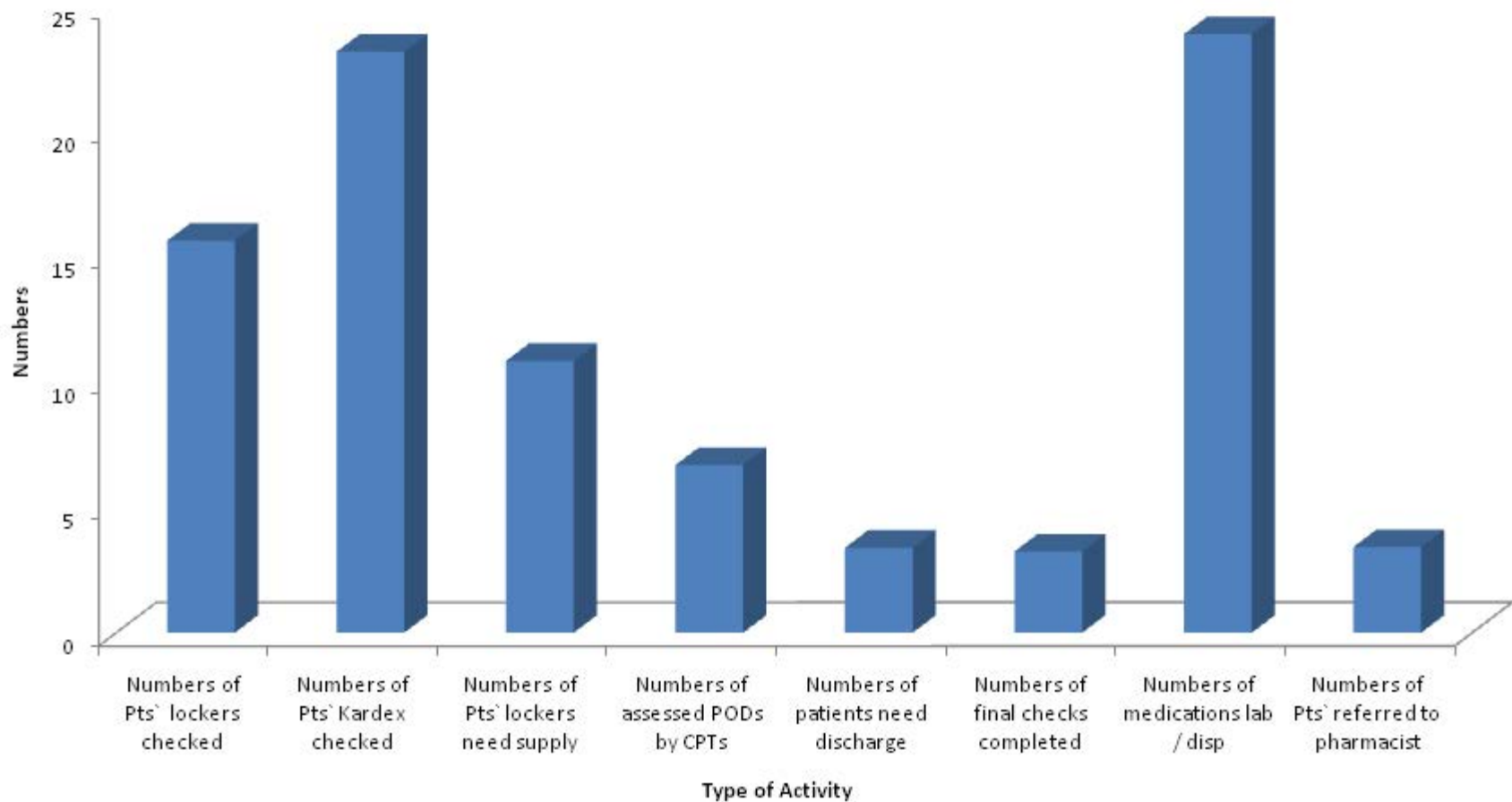
Funding

This research study is a part of larger PhD project partially funded by Misr University for Science & Technology (MUST), Egypt; and supported by Antrim Area Hospital, Northern Health and Social Care Trust (NHSCT), United Kingdom.

References

1. American College of Clinical Pharmacy. (2008) The Definition of Clinical Pharmacy. 28(6), 816-817.
2. Anderson, S.V. and G.T. Schumock, *Evaluation and justification of clinical pharmacy services*. Expert Review of Pharmacoeconomics & Outcomes Research, 2009. 9(6): p. 539-545.
3. Burke, J.M., et al., *Clinical pharmacist competencies*. Pharmacotherapy: The Journal of Human Pharmacology and Drug Therapy, 2008. 28(6): p. 806-815.
4. Picton, C. and H. Wright, *Medicines Optimisation: Helping patients to make the most of medicines. Good practice guidance for healthcare professionals in England*. London: Royal Pharmaceutical Society of Great Britain (RPSGB), 2013.
5. Jayne A, Andrew.F., *How clinical pharmacy practice in Northern Ireland is moving forward*:The Pharmaceutical Journal, Royal Pharmaceutical Society, 2014.
6. *Northern Ireland Medicines Optimisation Quality Framework*. 2016, Department of Health, Social Services and Public Safety. <https://www.healthni.gov.uk/sites/default/files/consultations/dhssps/medicines-optimisation-quality-framework.pdf>.7. Martin, A., *Professional Standards for Hospital Pharmacy Services- Optimising Patient Outcomes from Medicines*. 2014, London: Royal Pharmaceutical Society.
8. Smith, J., et al., *Securing the future of general practice: new models of primary care*. London: Nuffield Trust, 2013.
9. Koehler, T. and A. Brown, *Documenting the evolution of the relationship between the pharmacy support workforce and pharmacists to support patient care*. Research in Social and Administrative Pharmacy, 2017. 13(2): p. 280-285.
10. Napier, P., P. Norris, and R. Braund, *Introducing a checking technician allows pharmacists to spend more time on patient focused activities*. Research in Social and Administrative Pharmacy, 2017. 14(4): p. 382-386.
11. Turner, S.J., et al., *Establishing the Role of a Clinical Pharmacy Technician*. Journal of Pharmacy Practice and Research, 2005. 35(2): p. 119-121.
12. *Review of Clinical Pharmacy Services in Northern Ireland*. 2001, Department of Health, Social Services and Public Safety.
13. Scullin, C., et al., *An innovative approach to integrated medicines management*. Journal of Evaluation in Clinical Practice, 2007. 13(5): p. 781-788.
14. Boughen, M., et al., *Defining the Role of the Pharmacy Technician and Identifying Their Future Role in Medicines Optimisation*. Pharmacy, 2017. 5(3): p. 40.
15. Koehler, T. and A. Brown, *A global picture of pharmacy technician and other pharmacy support workforce cadres*. Research in Social and Administrative Pharmacy, 2017. 13(2): p. 271-279.
16. Alkhateeb, F.M., et al., *Credentialing of pharmacy technicians in the USA*. International Journal of Pharmacy Practice, 2011. 19(4): p. 219-227.
17. Elliott, R.A., et al., *Impact of an expanded ward pharmacy technician role on service-delivery and workforce outcomes in a subacute aged care service*. Journal of Pharmacy Practice and Research, 2014. 44(3): p. 95-104.
18. Gernant, S.A., et al., *Use of pharmacy technicians in elements of medication therapy management delivery: a systematic review*. Research in Social and Administrative Pharmacy, 2018. 14(10): p. 883-890.
19. Scott, M.G., et al., *Integrated medicines management to medicines optimisation in Northern Ireland (2000–2014): a review*. European Journal of Hospital Pharmacy, 2015: p. ejhpharm-2014-000512.

20. Ashfield, L., *The Impact Of Standardising Referrals By Pharmacy Technicians On The Number Of Pharmaceutical Interventions Made By Pharmacists For Hospital Inpatients*. Master Thesis, Queen`s University in Belfast, 2013.
21. Fitzpatrick, R., et al., *Evaluation of an automated dispensing system in a hospital pharmacy dispensary*. *Pharmaceutical Journal*, 2005. **274**: p. 763-765.
22. Houlind, M., et al., *One-Stop Dispensing: Hospital Costs and Patient Perspectives on Self-Management of Medication*. *Pharmacy*, 2018. **6**(2): p. 46.
23. Schafheutle, E.I., S.D. Jee, and S.C. Willis, *Fitness for purpose of pharmacy technician education and training: the case of Great Britain*. *Research in Social and Administrative Pharmacy*, 2017. **13**(1): p. 88-97.
24. Liu, Y., M. Phillips, and J. Codde, *Factors influencing patients' length of stay*. *Australian Health Review*, 2001. **24**(2): p. 63-70.
25. Lagoe, R., et al., *Hospital length of stay reduction: a long-term study*. *International Journal of Clinical Medicine*, 2016. **7**(08): p. 530-537.
26. Nobili, A., et al., *Polypharmacy, length of hospital stay, and in-hospital mortality among elderly patients in internal medicine wards. The REPOSI study*. *European journal of clinical pharmacology*, 2011. **67**(5): p. 507-519.



09:00 - 10:00

5

4.5

4

3.5

3

2.5

2

1.5

1

0.5

0

16:00 - 17:00

10:00 - 11:00

15:00 - 16:00

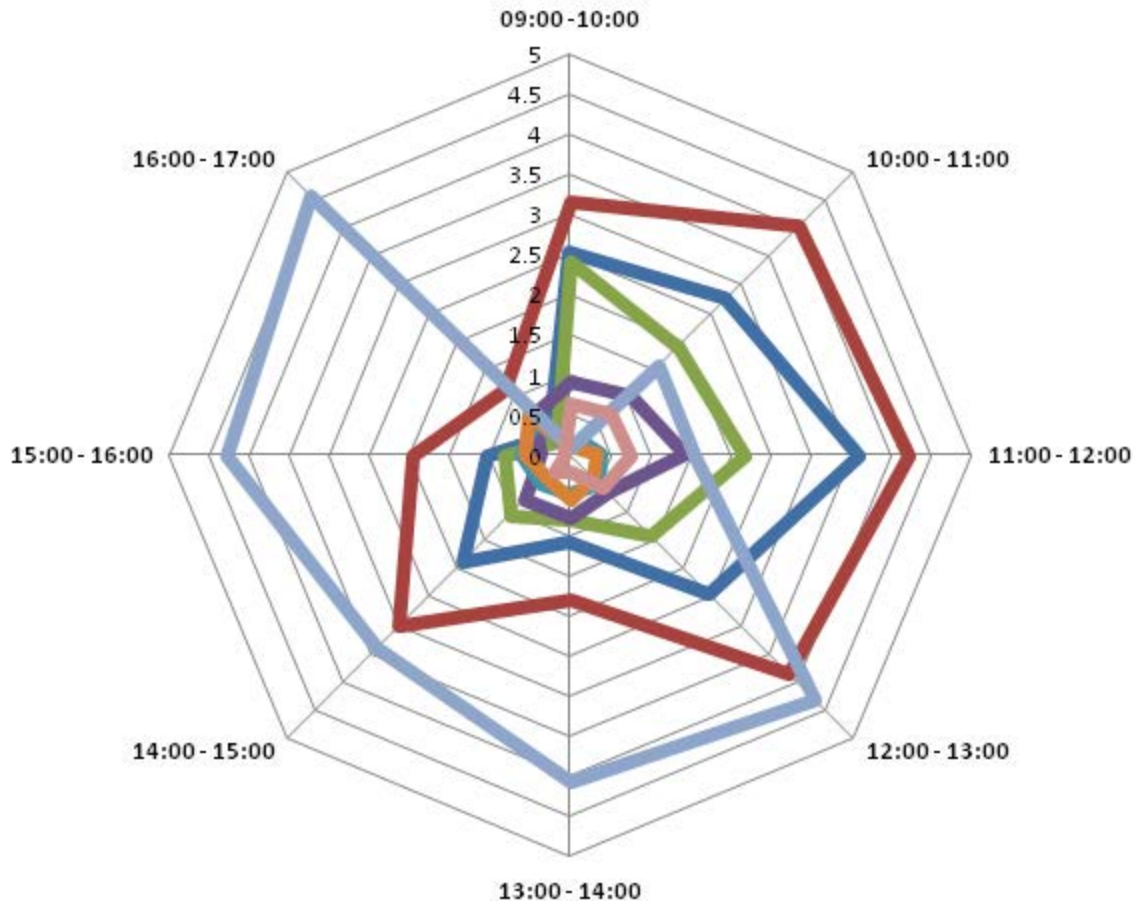
11:00 - 12:00

14:00 - 15:00

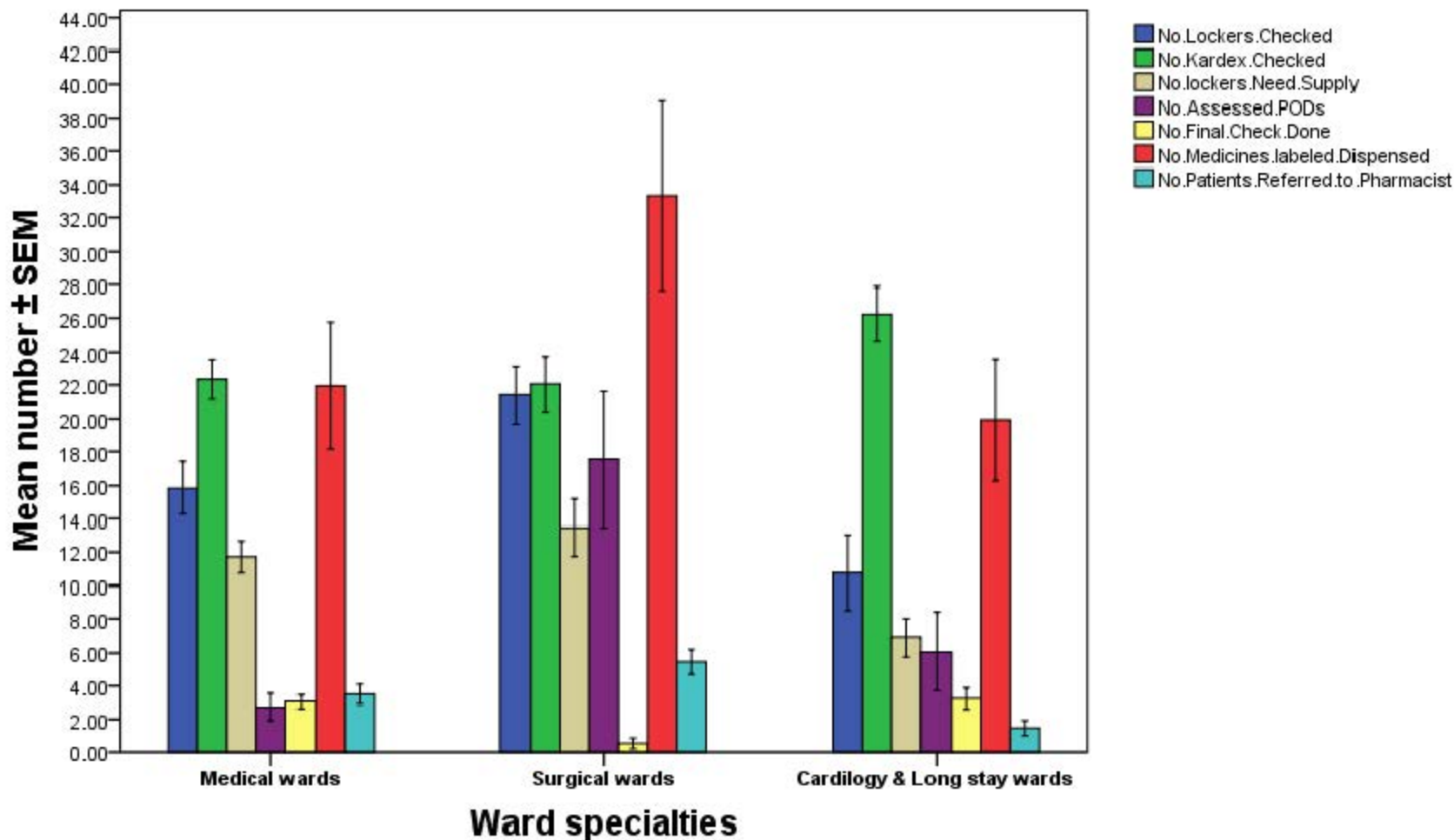
12:00 - 13:00

13:00 - 14:00

- Numbers of Pts' lockers checked
- Numbers of Pts' Kardex checked
- Numbers of Pts' lockers need supply
- Numbers of assessed PODs by CPTs
- Numbers of patients need discharge
- Numbers of final checks completed
- Numbers of medications lab / disp
- Numbers of Pts' referred to pharmacist



Comparison between CPTs daily working activities in different ward specialties



Average numbers of information queries answered by CPTs per ward every day

